

REGISTRATION

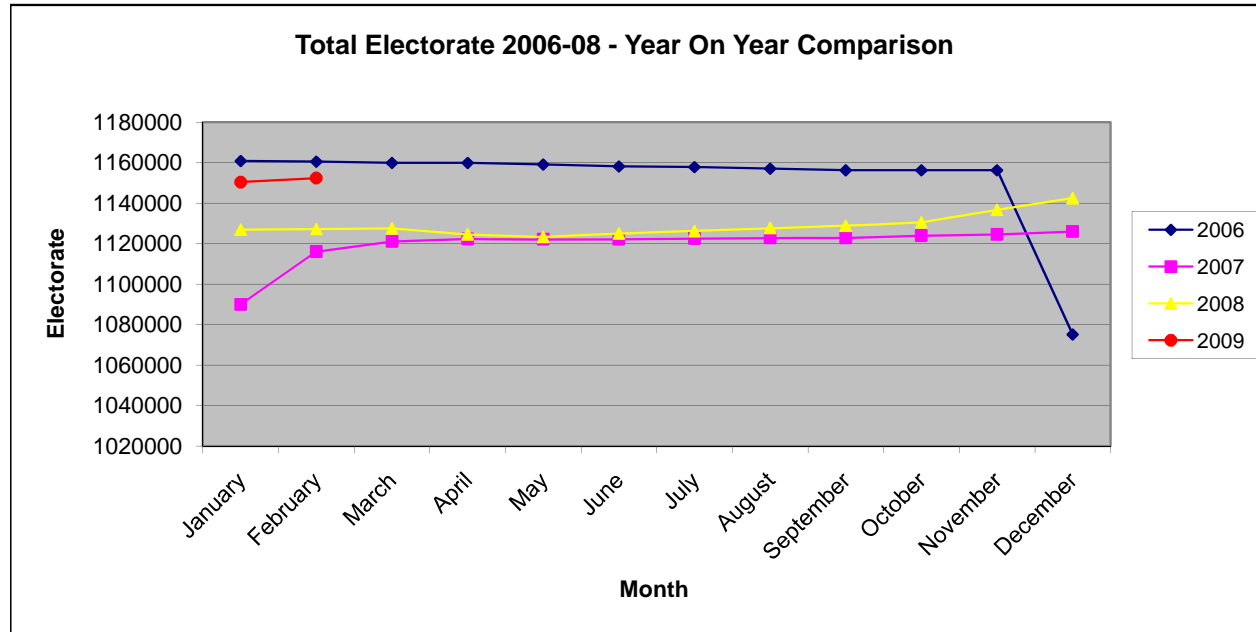
02.02.09 comparison with 01.12.08

Area Office	Constituency	Total Published Electorate 01.12.08	Total Published Electorate 02.02.09	Difference	% Change
Belfast	BELFAST SOUTH	50421	50834	413	0.82
	BELFAST WEST	51620	51999	379	0.73
Londonderry	FOYLE	68227	69015	788	1.15
	EAST LONDONDERRY	57945	58457	512	0.88
Ballymena	NORTH ANTRIM	74640	75164	524	0.70
	MID ULSTER	62845	63483	638	1.02
Omagh	WEST TYRONE	59909	60430	521	0.87
	FERMANAGH AND SOUTH TYRONE	67250	67964	714	1.06
Banbridge 1	UPPER BANN	73697	74681	984	1.34
	NEWRY AND ARMAGH	73703	74397	694	0.94
Banbridge 2	SOUTH DOWN	74696	75173	477	0.64
	LAGAN VALLEY	72328	72885	557	0.77
Newtownabbey	BELFAST NORTH	50989	51557	568	1.11
	EAST ANTRIM	58405	58870	465	0.80
	SOUTH ANTRIM	67598	68087	489	0.72
Newtownards	BELFAST EAST	50440	50731	291	0.58
	STRANGFORD	68249	68669	420	0.62
	NORTH DOWN	59585	59983	398	0.67
TOTAL		1142547	1152379	9832	0.86

02.02.09 comparison with previous month

Area Office	Constituency	Total Published Electorate 02.01.09	Total Published Electorate 02.02.09	Difference	% Change
Belfast	BELFAST SOUTH	50749	50834	85	0.17
	BELFAST WEST	51958	51999	41	0.08
Londonderry	FOYLE	68769	69015	246	0.36
	EAST LONDONDERRY	58336	58457	121	0.21
Ballymena	NORTH ANTRIM	74915	75164	249	0.33
	MID ULSTER	63163	63483	320	0.51
Omagh	WEST TYRONE	60400	60430	30	0.05
	FERMANAGH AND SOUTH TYRONE	67962	67964	2	0.00
Banbridge 1	UPPER BANN	74649	74681	32	0.04
	NEWRY AND ARMAGH	74360	74397	37	0.05
Banbridge 2	SOUTH DOWN	75102	75173	71	0.09
	LAGAN VALLEY	72727	72885	158	0.22
Newtownabbey	BELFAST NORTH	51418	51557	139	0.27
	EAST ANTRIM	58737	58870	133	0.23
	SOUTH ANTRIM	67992	68087	95	0.14
Newtownards	BELFAST EAST	50641	50731	90	0.18
	STRANGFORD	68585	68669	84	0.12
	NORTH DOWN	59930	59983	53	0.09
TOTAL		1150393	1152379	1986	0.17

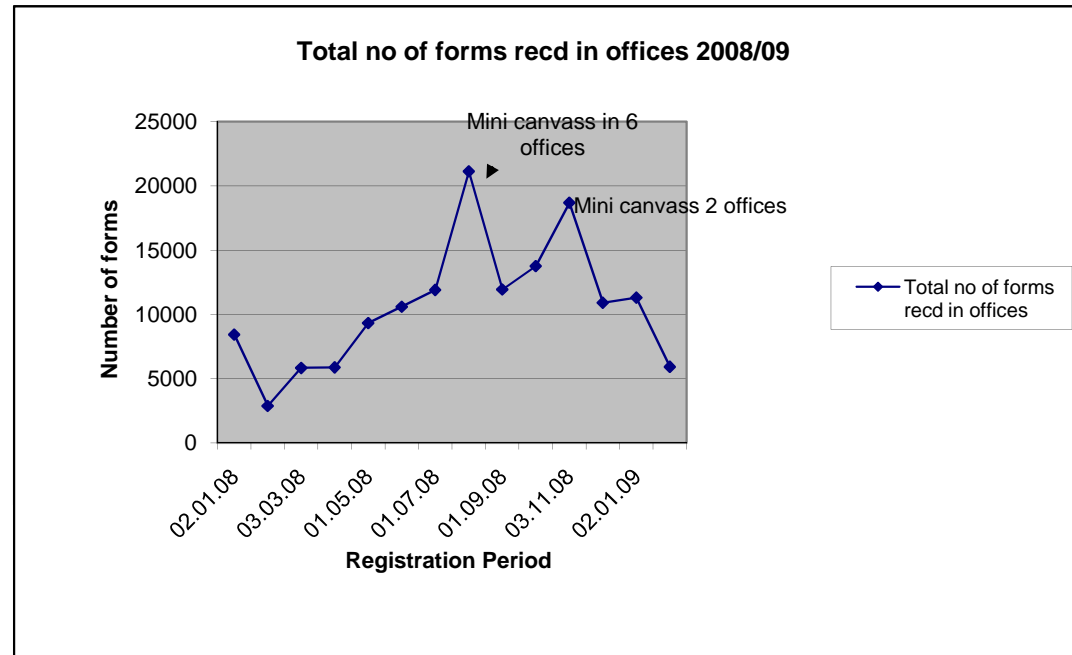
TOTAL ELECTORATE	2006	2007	2008	2009
January	1160838	1089928	1126982	1150393
February	1160492	1115965	1127258	1152379
March	1159858	1121098	1127602	
April	1159896	1122330	1124624	
May	1159124	1122198	1123352	
June	1158139	1122105	1125053	
July	1157814	1122469	1126263	
August	1157051	1122839	1127833	
September	1156263	1122885	1128890	
October	1156263	1123846	1130596	
November	1156263	1124479	1136766	
December	1075116	1125979	1142547	



CHANGES TO REGISTER AND FORMS RECEIVED - 2 JANUARY 09 REVISED REGISTER

Office	Constituency	Total No. of CR Claim forms recd in office	Modifications (including Z added)	Transfers	Additions	Total evidence letters issued	Total Deletions (deaths & removals)	Total Transactions	Published Electorate 1 December 08	%
Belfast	Belfast South	449	43	66	190	321	108	728	50749	1.43
	Belfast West	449	19	49	110	260	85	523	51958	1.01
Newtownards	North Down	376	39	79	91	137	53	399	59930	0.67
	Strangford	218	53	96	113	129	43	434	68585	0.63
Newtownabbey	Belfast East	166	24	83	127	106	64	404	50641	0.80
	East Antrim	277	32	47	213	64	68	424	58737	0.72
Banbridge 1	South Antrim	397	34	50	162	96	55	397	67992	0.58
	Belfast North	150	15	55	180	64	63	377	51418	0.73
Banbridge 2	Upper Bann	369	40	85	112	194	100	531	74649	0.71
	Newry & Armagh	323	39	84	100	173	92	488	74360	0.66
Omagh	South Down	355	33	97	121	129	67	447	75102	0.60
	Lagan Valley	378	17	83	196	149	63	508	72727	0.70
Ballymena	Fermanagh & South Tyrone	297	32	49	82	64	78	305	67962	0.45
	West Tyrone	287	34	81	73	35	58	281	60400	0.47
Londonderry	North Antrim	256	36	14	327	186	72	635	74915	0.85
	Mid Ulster	279	40	52	385	143	43	663	63163	1.05
TOTALS	Foyle	520	24	87	284	164	47	606	68769	0.88
	East Londonderry	369	16	88	162	82	55	403	58336	0.69
TOTALS		5915	570	1245	3028	2496	1214	8553	1150393	0.24

Registration period	Total no of forms recd in offices
02.01.08	8419
01.02.08	2872
03.03.08	5828
01.04.08	5868
01.05.08	9316
02.06.08	10587
01.07.08	11891
01.08.08	21117
01.09.08	11927
01.10.08	13746
03.11.08	18681
01.12.08	10894
02.01.09	11296
02.02.09	5915

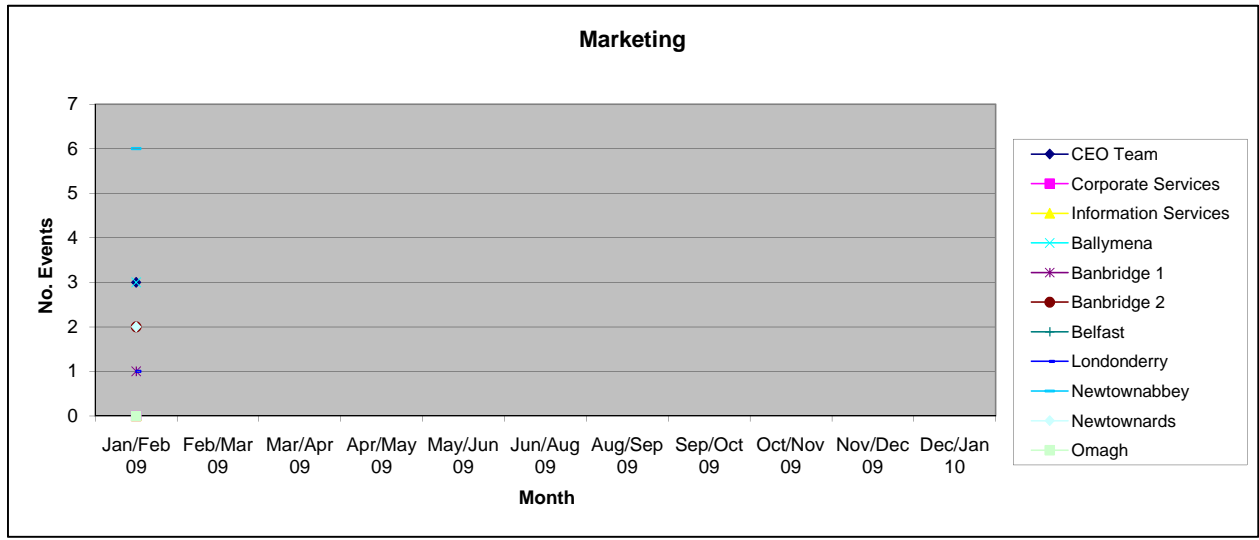


MARKETING

Jan - Feb 09

Area Office/Business Unit	No. of Presentations	Notes
CEO Team	3	Free Prize Draw, RNID interview, Presentation to Larne Rotary Club
Corporate Services	0	
Information Services	0	
Ballymena	3	2 Registration Evenings for Sinn Fein, 1 Special School
Banbridge 1	1	Attendance at SDLP Conference, Armagh
Banbridge 2	2	Visiting 8 nursing homes Ballynahinch area to update registration and postal votes, re-visit Lisnagarvey High School to capture year 13 pupils, visit to Beechlaw Special School Hillsborough
Belfast	0	
Londonderry	1	Visit to Belmont Special School for registration and ID. Meeting with SF to arrange marketing event with the travelling community in Foyle
Newtownabbey	6	2 mainstream schools and 3 Special schools visited. Response sent to Gerry Kelly re. PSS and informing him of New Lodge canvass.
Newtownards	2	Presentation, registration and ID for "Telling It Like It Is" (TILI) group, Bangor. Visit to Mitchell House Special School for registration and ID. Meeting with Alex Easton to discuss proposals for an event to target Europeans for forthcoming election.
Omagh	0	
TOTAL	18	

Area Office/Business Unit	Jan/Feb 09	Feb/Mar 09	Mar/Apr 09	Apr/May 09	May/Jun 09	Jun/Aug 09	Aug/Sep 09	Sep/Oct 09	Oct/Nov 09	Nov/Dec 09	Dec/Jan 10
CEO Team	3										
Corporate Services	0										
Information Services	0										
Ballymena	3										
Banbridge 1	1										
Banbridge 2	2										
Belfast	0										
Londonderry	1										
Newtownabbey	6										
Newtownards	2										
Omagh	0										
TOTAL	18	0	0	0	0	0	0	0	0	0	0



MEDIA

Jan - Feb 09

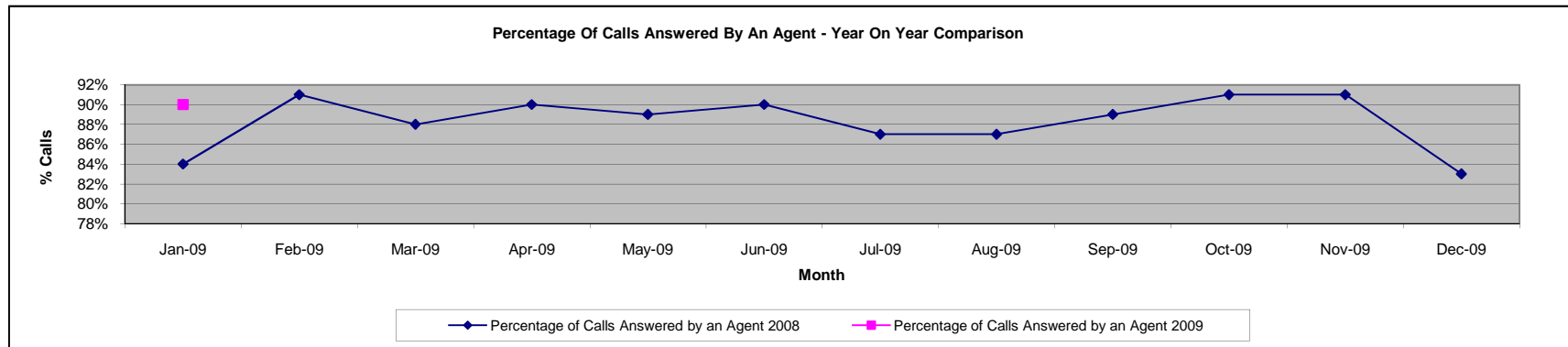
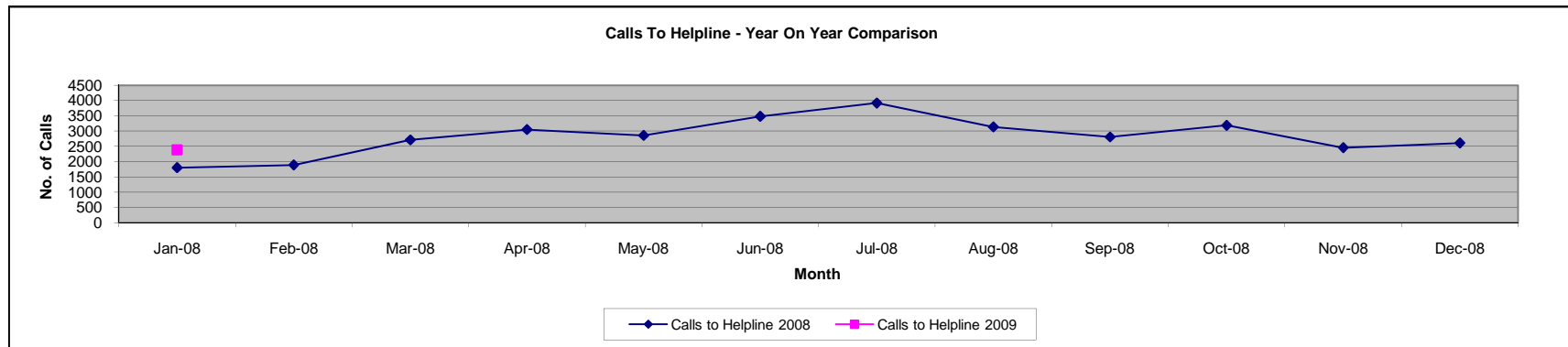
Area Office/Business Unit	No. of Media Contacts	Notes
CEO Team	9	1 BBC TV, 1 Radio & 5 Newspaper, 2 The Nolan Show,
Corporate Services	0	
Information Services	0	
Ballymena	2	Ballymoney Chronicle and Ballymoney Times re. Registration Evening
Banbridge 1	0	
Banbridge 2	0	
Belfast	0	
Londonderry	0	
Newtownabbey	1	Press release sent to North Belfast News re. New Lodge Canvass
Newtownards	1	County Down Spectator re: Coffee Morning & Open Day for TILI group with Lady Syliva Hermon - distribution of ID cards at this event.
Omagh	0	
TOTAL	13	

OTHER PUBLIC CONTACTS

Helpline Statistics

2008	Jan-08	Feb-08	Mar-08	Apr-08	May-08	Jun-08	Jul-08	Aug-08	Sep-08	Oct-08	Nov-08	Dec-08
Calls to Helpline 2008	1799	1889	2709	3047	2856	3479	3918	3133	2805	3185	2453	2607
Calls Answered by an Agent 2008	1511	1719	2384	2735	2532	3128	3426	2722	2506	2887	2237	2173
Percentage of Calls Answered by an Agent 2008	84%	91%	88%	90%	89%	90%	87%	87%	89%	91%	91%	83%

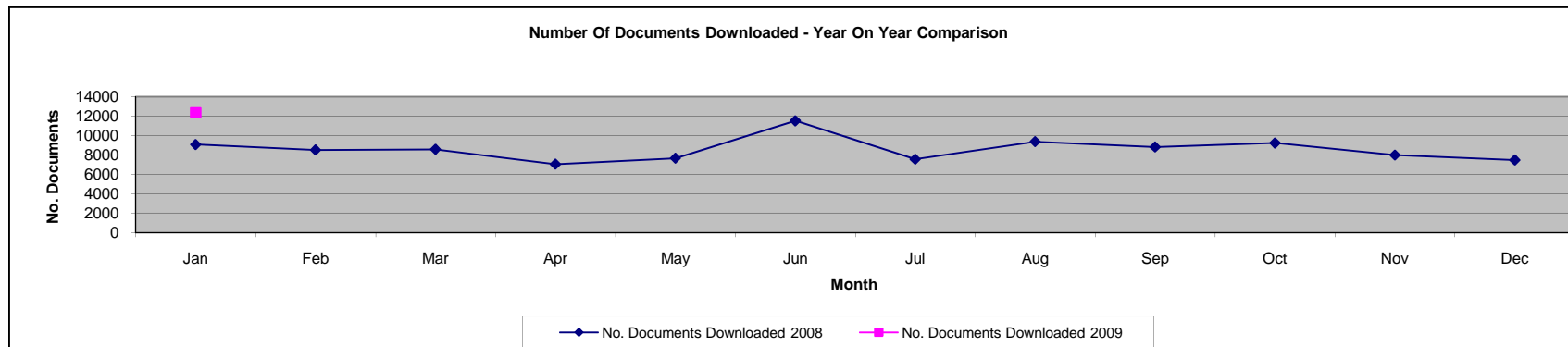
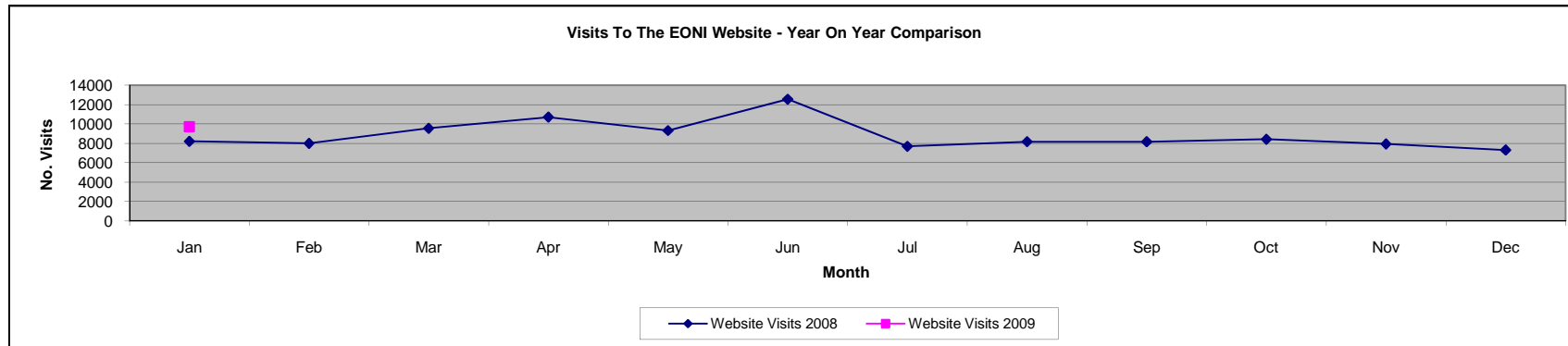
2009	Jan-09	Feb-09	Mar-09	Apr-09	May-09	Jun-09	Jul-09	Aug-09	Sep-09	Oct-09	Nov-09	Dec-09
Calls to Helpline 2009	2386											
Calls Answered by an Agent 2009	2151											
Percentage of Calls Answered by an Agent 2009	90%											



Website Statistics

2008	Jan	Feb	Mar	Apr	May	Jun	Jul	Aug	Sep	Oct	Nov	Dec
Website Visits 2008	8214	8002	9559	10711	9322	12559	7699	8177	8171	8426	7940	7312
No. Documents Downloaded 2008	9064	8501	8571	7035	7659	11515	7550	9362	8806	9221	7975	7461

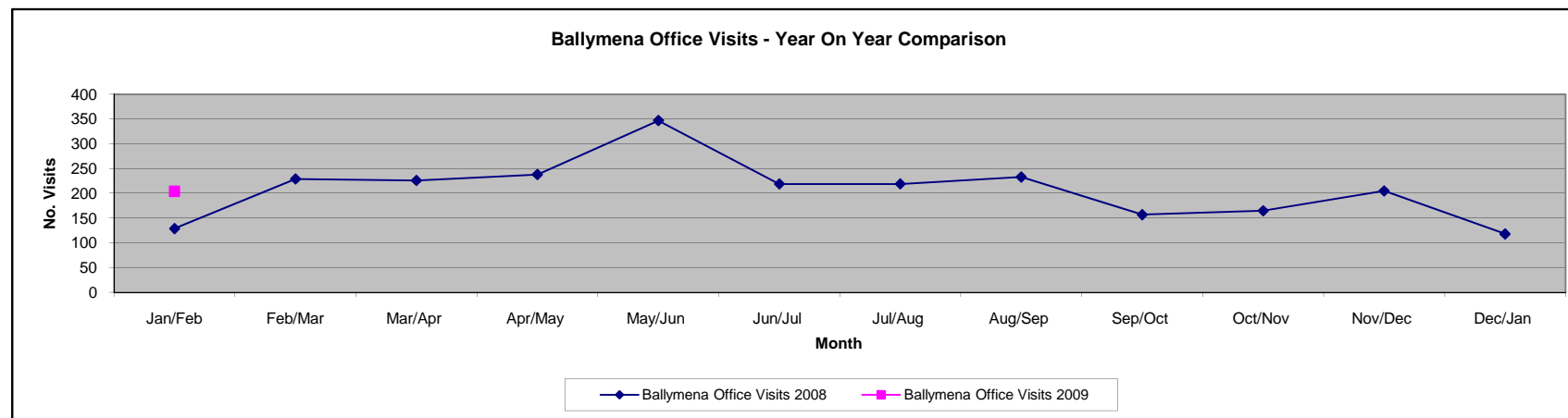
2009	Jan	Feb	Mar	Apr	May	Jun	Jul	Aug	Sep	Oct	Nov	Dec
Website Visits 2009	9711											
No. Documents Downloaded 2009	12346											



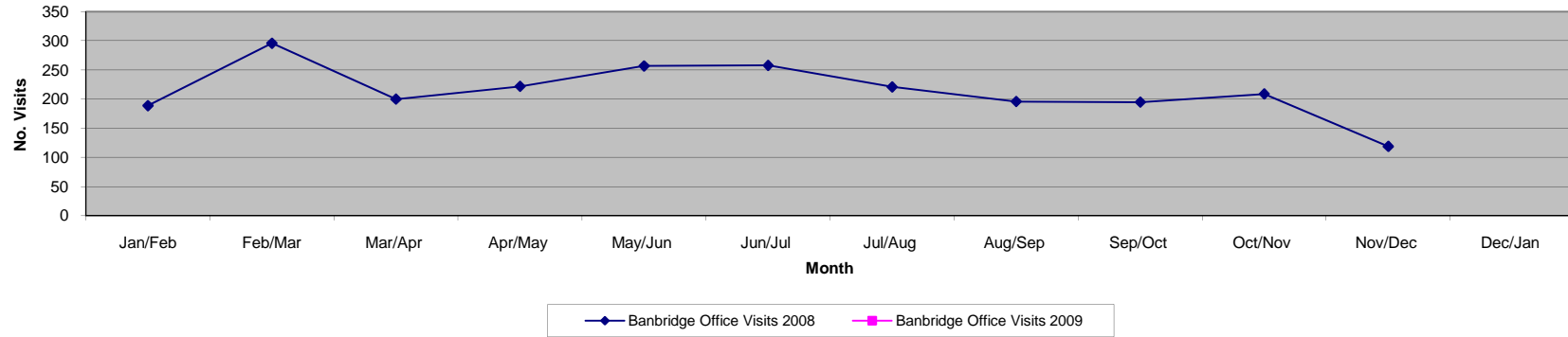
Office Visits by the Public

2008	Jan	Feb	Mar/Apr	Apr/May	May/Jun	Jun/Jul	Jul/Aug	Aug/Sep	Sep/Oct	Oct/Nov	Nov/Dec	Dec/Jan
Ballymena Office Visits 2008	129	229	226	238	347	219	219	233	157	165	205	118
Banbridge Office Visits 2008	189	296	200	222	257	258	221	196	195	209	119	
Belfast/HQ Office Visits 2008	215	354	474	692	694	709	462	578	631	467	545	340
Londonderry Office Visits 2008	251	305	327	464	385	487	389	403	510	416	398	185
Newtownabbey Office Visits 2008	194	193	198	361	301	244	307	280	217	261	257	118
Newtownards Office Visits 2008	85	144	160	216	336	322	300	301	327	296	280	169
Omagh Office Visits 2008	164	187	137	153	177	235	125	81	107	194	181	72
TOTAL OFFICE VISITS 2008	1227	1708	1722	2466	2483	2474	2023	2072	2144	2008	1985	1002

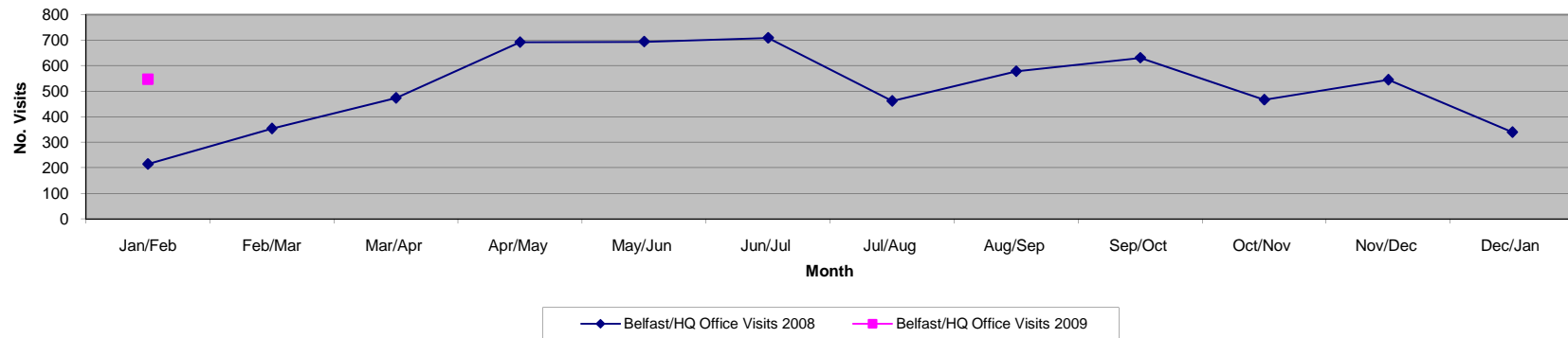
2009	Jan/Feb	Feb/Mar	Mar/Apr	Apr/May	May/Jun	Jun/Jul	Jul/Aug	Aug/Sep	Sep/Oct	Oct/Nov	Nov/Dec	Dec/Jan
Ballymena Office Visits 2009	204											
Banbridge Office Visits 2009												
Belfast/HQ Office Visits 2009	547											
Londonderry Office Visits 2009	199											
Newtownabbey Office Visits 2009												
Newtownards Office Visits 2009	217											
Omagh Office Visits 2009												
TOTAL OFFICE VISITS 2009												



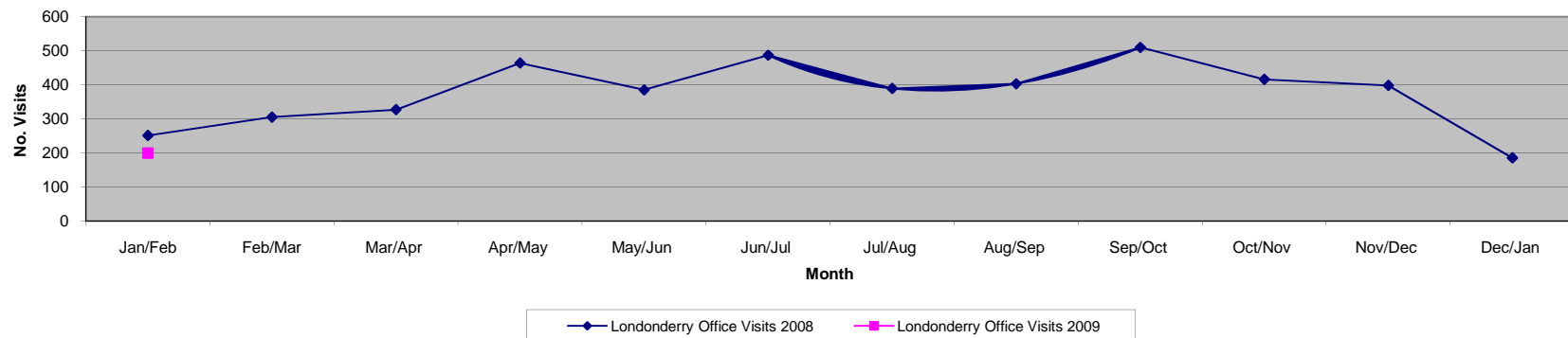
Banbridge Office Visits - Year On Year Comparison



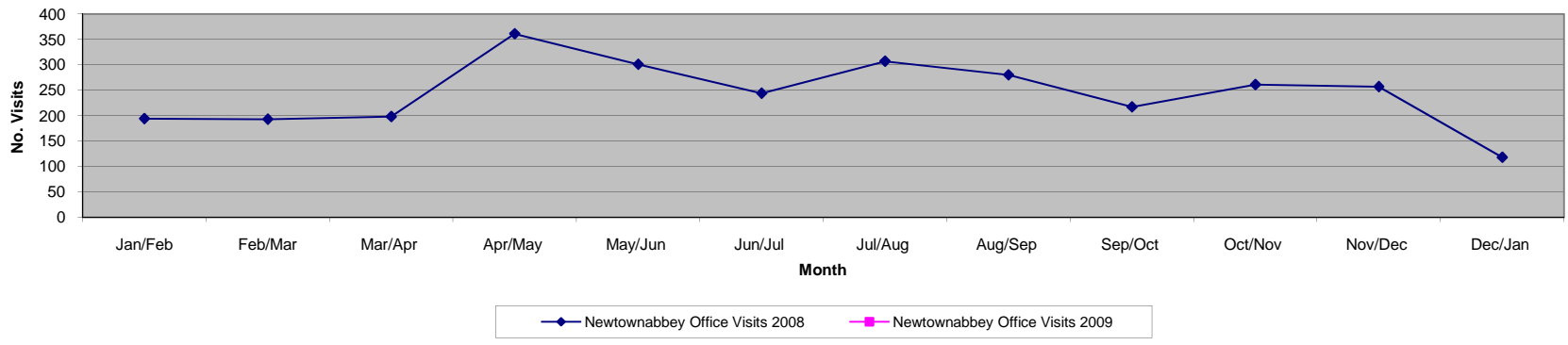
Belfast/HQ Office Visits - Year On Year Comparison



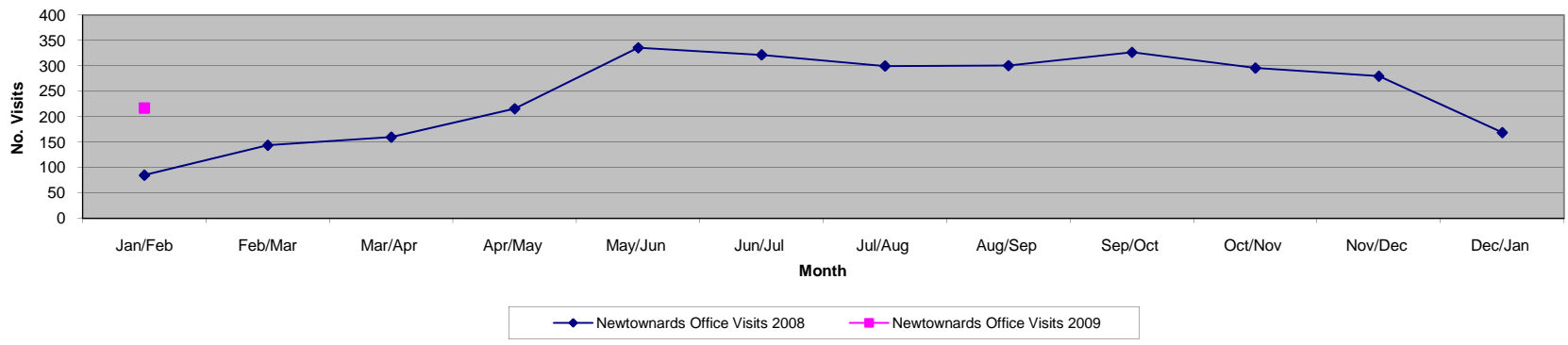
Londonderry Office Visits - Year On Year Comparison



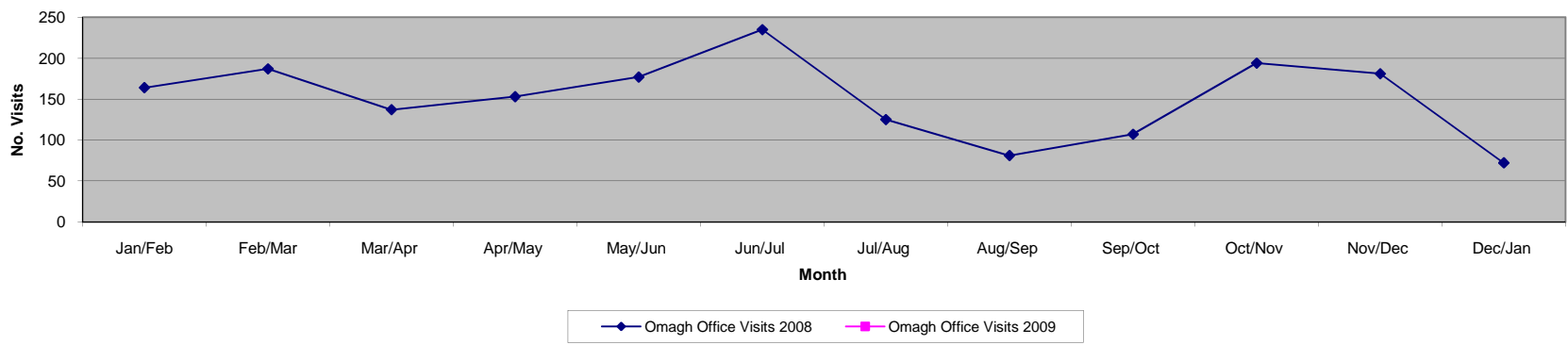
Newtownabbey Office Visits - Year On Year Comparison



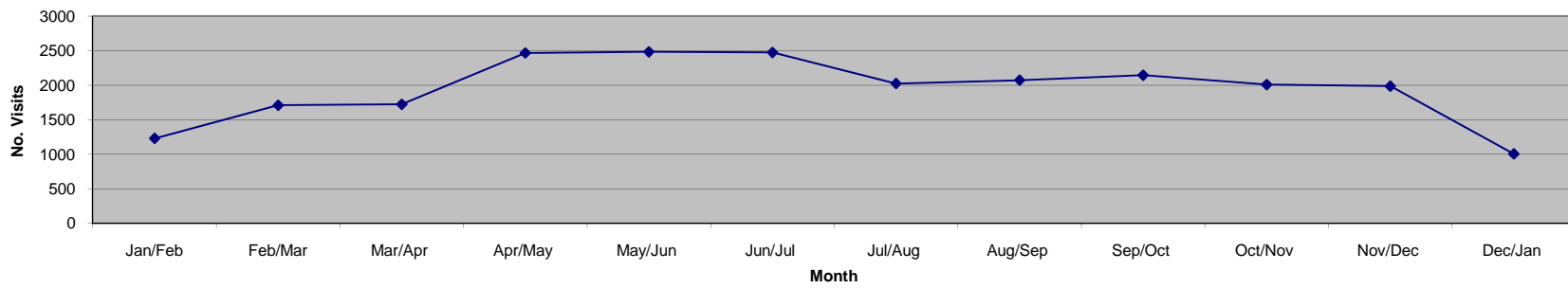
Newtownards Office Visits - Year On Year Comparison



Omagh Office Visits - Year On Year Comparison



Total Office Visits - Year On Year Comparison



—◆— TOTAL OFFICE VISITS 2008 —■— TOTAL OFFICE VISITS 2009

STAFF

Jan - Feb 09

		Notes	
Percentage days lost due to sick absence (Year to Date)	1.8[3.1]	Figure in brackets includes non-work related long term absence	
Average flexi leave balance	11.08		
Number of staff with flexi leave balance exceeding maximum	4	Authorised carry-over period 18 September to 30 November - 3 AEOs still have excess credit w/e 23.01.09.	
Overtime paid - Permanent Staff Only			
Casual staff hours paid	November Weeks 31 - 34	December Weeks 35 - 39	January Weeks 40 - 43
HQ	115.79	160.48	102.16
Belfast	168.01	270.19	39.44
Newtownards	251.84	164.03	204.31
Newtownabbey	342.26	154.38	68.10
Banbridge A	0.00	0.00	0.00
Banbridge B	105.85	45.12	61.87
Omagh	136.21	269.69	135.64
Ballymena	123.73	0.00	0.00
Londonderry	271.02	179.08	65.36
TOTAL	1,514.71	1,242.97	676.88

includes accrued annual
leave hours paid of 134.5

Jan - Feb 09

Notes

Number of invoices submitted to FSD on time		EONI continually pressurising FSD for figures
Number of invoices submitted to FSD out of time	0	